

Quantum Communication with Time-Bin Encoded Microwave Photons


P. Kurpiers^{1,*}, M. Pechal,² B. Royer,³ P. Magnard,¹ T. Walter,¹ J. Heinsoo,¹ Y. Salathé,¹ A. Akin,¹ S. Storz,¹ J.-C. Besse,¹ S. Gasparinetti,¹ A. Blais,^{3,4} and A. Wallraff^{1,†}

¹*Department of Physics, ETH Zürich, Zürich, CH-8093, Switzerland*

²*Department of Applied Physics and Ginzton Laboratory, Stanford University, Stanford, California 94305, USA*

³*Institut Quantique and Département de Physique, Université de Sherbrooke, Sherbrooke, Québec J1K 2R1, Canada*

⁴*Canadian Institute for Advanced Research, Toronto, M5G 1M1, Canada*

 (Received 19 November 2018; revised manuscript received 2 August 2019; published 29 October 2019)

Heralding techniques are useful in quantum communication to circumvent losses without resorting to error-correction schemes or quantum repeaters. Such techniques are realized, for example, by monitoring for photon loss at the receiving end of the quantum channel while not disturbing the transmitted quantum state. We describe and experimentally benchmark a scheme that incorporates error detection in a direct quantum channel connecting two transmon qubits using traveling microwave photons. This is achieved by encoding the quantum information as a time-bin superposition of a single photon, which simultaneously realizes high communication rates and high fidelities. The presented scheme is straightforward to implement in circuit quantum electrodynamics and is fully microwave controlled, making it an interesting candidate for future modular quantum-computing architectures.

DOI: [10.1103/PhysRevApplied.12.044067](https://doi.org/10.1103/PhysRevApplied.12.044067)

I. INTRODUCTION

Engineering of large-scale quantum systems will likely require coherent exchange of quantum states between distant units. The concept of quantum networks has been studied theoretically [1–4] and substantial experimental efforts have been devoted to converting stationary qubits to itinerant photons [5–10] and vice versa [11], and ultimately to distributing entanglement over increasingly larger distances [12–22]. In practice, quantum channels inevitably experience losses, which vary significantly between different architectures and may range from 2×10^{-4} dB/m in optical fibers [23] to 5×10^{-3} dB/m in superconducting coaxial cables and waveguides at cryogenic temperatures [24]. However, no matter which architecture is used, the losses over a sufficiently long quantum channel will eventually destroy the coherence of the transmitted quantum state unless some measures are taken to mitigate these losses. Possible ways to protect the transmitted quantum information rely, for example, on using quantum repeaters [25,26], error-correcting schemes [27–29], or heralding protocols [30–33], which enable the retransmission of the information in the event that photon loss is detected.

Heralding protocols are particularly appealing for near-term scaling of quantum systems, since they are implementable without a significant resource overhead and

can provide deterministic remote entanglement at predetermined times [34]. In essence, these protocols rely on encoding the transmitted quantum information in a suitably chosen subspace S such that any error, which may be encountered during transmission, causes the system to leave this subspace. On the receiving end, a measurement that determines whether the system is in S but does not distinguish between individual states within S can be used to detect whether an error occurred. Crucially, when the transfer is successful, this protocol does not disturb the transmitted quantum information. As a counter example, a simple encoding as a superposition of the vacuum state $|0\rangle$ and the single-photon Fock state $|1\rangle$ is not suitable for the detection of errors due to photon loss because the error does not cause a transition out of the encoding subspace $\{|0\rangle, |1\rangle\}$. For this reason, encodings using other degrees of freedom, such as polarization [35,36], angular momentum [37,38], frequency [39], time-bin [40–43] or path [44,45], are more common at optical frequencies. Heralding schemes have been used with superconducting circuits in the context of measurement-based generation of remote entanglement [16,46] and also using two-photon interference [47]. The more recent deterministic state-transfer and remote-entanglement protocols based on the exchange of shaped photon wave packets [20–22,48] have not yet been augmented using heralding protocols.

In this work, we propose and experimentally benchmark a method to transfer qubit states over a distance of approximately 0.9 m using a time-bin superposition of two

*philipp.kurpiers@phys.ethz.ch

†andreas.wallraff@phys.ethz.ch

propagating temporal microwave modes. Our experimental results show that the protocol leads to a significant performance improvement, which is, in our case, a reduction of the transfer process infidelity by a factor of approximately 2, assuming ideal qubit readout. The stationary quantum nodes are transmons [49] coupled to coplanar waveguide resonators. The two lowest-energy eigenstates of the transmon, $|g\rangle$ and $|e\rangle$, form the qubit subspace S , while the second excited state, $|f\rangle$, is used to detect potential errors. The multilevel nature of the transmon is also essential to the photon emission and reabsorption process, as described below. This technique can also be adapted to prepare entangled states of the qubit and the time-bin degree of freedom, making it suitable for heralded distribution of entanglement. Remarkably, it does not require any specialized components beyond the standard circuit QED setup with a transmon or any other type of nonlinear multilevel system coupled to a resonator, such as capacitively shunted flux qubits [50], and can be implemented without frequency tunability.

We note that prior work with superconducting circuits only allows for heralded entanglement generation, while our work shows the possibility of performing heralded quantum-state transfer and entanglement generation using a direct quantum channel. In addition, measurement-based techniques using linear detection [16,46] permit the compensation of signal loss between two quantum systems by increasing the measurement probe power. However, the dispersive regime, in which the qubit-resonator systems are operated, limits the permissible probe power and thus puts a bound on the amount of loss that can be corrected. The scheme we present here is not subject to such limitations. An increased number of trials needed for heralded transmission can compensate for a reduced probability of success. The technique utilizing two-photon interference and detection to distribute entangled states between two qubits [47] similarly enable the detection of signal loss, but requires the successful exchange of two photons for each round of the protocol. Due to the employed two-photon exchange, the probability of success scales quadratically with loss, while the direct quantum channel realized in our experiments scales linearly.

II. TIME-BIN ENCODING PROTOCOL

Our time-bin encoding scheme is based on a technique for generating traveling microwave photons [10] via a Raman-type transition in the transmon-resonator system [51]. When the transmon is in its second excited state $|f\rangle$ and the resonator is in the vacuum state $|0\rangle$, the application of a strong microwave drive of appropriate frequency induces a second-order transition from the initial state $|f0\rangle$ into the state $|g1\rangle$, where the transmon is in the ground state and the resonator contains a single photon. This photon is subsequently emitted into a waveguide coupled to

the resonator, leaving the transmon-resonator system in its joint ground state. As the magnitude and phase of the coupling between $|f0\rangle$ and $|g1\rangle$ is determined by the amplitude and phase of the applied drive [10], the waveform of the emitted photon can be controlled by shaping the drive pulse. The same process applied in reverse can then be used to reabsorb the traveling photon by another transmon-resonator system [1,21].

The process for transferring quantum information stored in the transmon into a time-bin superposition state consists of the steps illustrated in Fig. 1(a). The transmon qubit at node A is initially prepared in a superposition of its ground and first excited state, $\alpha|g\rangle + \beta|e\rangle$, and the resonator in its vacuum state $|0\rangle$. Next, two pulses are applied to transform this superposition into $\alpha|e\rangle + \beta|f\rangle$. Then, another pulse induces the transition from $|f0\rangle$ to $|g1\rangle$ as described above, which is followed by spontaneous emission of a photon from the resonator. The shape of the $|f0\rangle$ - $|g1\rangle$ drive pulse is chosen such that the photon is emitted into a time-symmetric mode centered around time t_a . After this first step, the system is in the state $\alpha|e0\rangle \otimes |0\rangle + \beta|g0\rangle \otimes |1_a\rangle$, where $|0\rangle$ and $|1_a\rangle$ denote the vacuum state of the waveguide and the single-photon state in the time-bin mode a . Next, the population from state $|e\rangle$ is swapped into $|f\rangle$ and the photon emission process is repeated, this time to create a single photon in a time-bin mode b centered around time t_b . The resulting state of the system is $|g0\rangle \otimes (\alpha|1_b\rangle + \beta|1_a\rangle)$.

Because of time-reversal symmetry, a single photon, which is emitted by a transmon-resonator system into a propagating mode with a time-symmetric wave function, can be reabsorbed with high efficiency by another identical transmon-resonator system [1]. This absorption process is induced by a drive pulse obtained by time-reversing the pulse that led to the emission of the photon. By reversing both drive pulses in the time-bin encoding scheme, as illustrated in Fig. 1(b), an incoming single photon in the time-bin superposition state $\alpha|1_b\rangle + \beta|1_a\rangle$ will cause the receiving transmon-resonator system, initialized in $|g0\rangle$, to be driven to the state $\alpha|e0\rangle + \beta|g0\rangle$ as the photon is absorbed. Thus, this protocol transfers the qubit state encoded as a superposition of $|g\rangle$ and $|e\rangle$ from transmon A to transmon B. In short, the sequence is as follows:

$$\begin{aligned} & (\alpha|g\rangle_A + \beta|e\rangle_A) \otimes |g\rangle_B \\ & \rightarrow |g\rangle_A \otimes (\alpha|1_b\rangle + \beta|1_a\rangle) \otimes |g\rangle_B \\ & \rightarrow |g\rangle_A \otimes (\alpha|g\rangle_B + \beta|e\rangle_B), \end{aligned}$$

where we have omitted the states of the resonators and the propagating field whenever they are in their respective vacuum states.

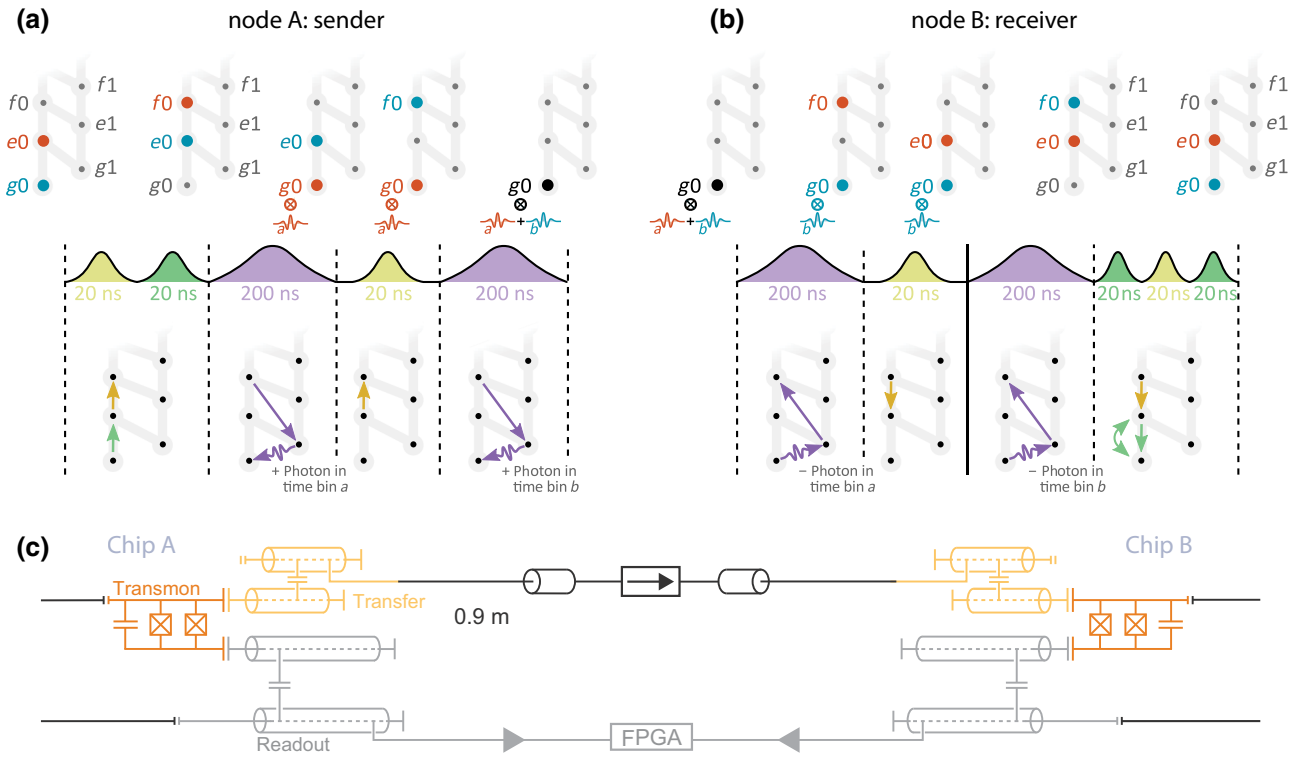


FIG. 1. A schematic representation of the pulse sequence implementing the time-bin encoding process at (a) the sender and (b) the receiver. In the level diagrams, the gray vertical lines represent Hamiltonian matrix elements due to microwave drive between transmon levels, while the diagonal ones show the transmon-resonator coupling. (a) The qubit state is initially stored as a superposition of $|g0\rangle$ (blue dot) and $|e0\rangle$ (red dot). The first two pulses map this state to a superposition of $|e0\rangle$ and $|f0\rangle$ and the third pulse transfers $|f0\rangle$ into $|g0\rangle$ while emitting a photon in time bin a (see the red symbol for the photon in mode a). Then, after $|e0\rangle$ is swapped to $|f0\rangle$, the last pulse again transfers $|f0\rangle$ into $|g0\rangle$ and emits a photon in time bin b . (b) Reversing the protocol, we reabsorb the photon, mapping the time-bin superposition back onto a superposition of transmon states. (c) A simplified schematic of the circuit quantum-electrodynamics (QED) setup. At each of the nodes, a transmon (orange) is capacitively coupled to two Purcell-filtered resonators, which are used for readout (gray) and remote quantum communication (yellow). The directional quantum channel consists of a semirigid coaxial cable intersected by an isolator, modified from Ref. [21].

An important property of this transfer protocol is its ability to detect photon loss in the communication channel. Indeed, if a photon is lost or not absorbed by the receiver, system B receives a vacuum state at its input instead of the desired single-photon state. This means that both absorption pulse sequences will leave transmon B in its ground state $|g\rangle$, which will subsequently be mapped into $|f\rangle$ by the final three pulses. By performing a quantum-nondemolition measurement on the transmon, which distinguishes between $|f\rangle$ and the subspace spanned by $|g\rangle$ and $|e\rangle$, but does not measure within this subspace, we can detect the photon-loss event without affecting the transmitted quantum information. Such a binary measurement of a qutrit state can, for example, be realized by suppressing the measurement-induced dephasing in the ge subspace using parametric amplification and feedback [52] or by engineering the dispersive shifts of two transmon states on the readout resonator to be equal [53]. The protocol also detects failures of the state transfer due to energy

relaxation at certain times during the time-bin encoding protocol, e.g., if no photon is emitted from A due to decay to $|g\rangle$ before the first time bin. We discuss the detection of qutrit energy relaxation based on quantum trajectories in Appendix A.

III. EXPERIMENTAL BENCHMARKING

A. Quantum-state transfer

We implement the described time-bin encoding protocol using the setup depicted in Fig. 1(c) (see Appendix B and Ref. [21] for details). The shapes of the drive pulses inducing the photon emission and absorption, shown in Fig. 2(a), are chosen to realize a photon with a time-symmetric wave function of the form $1/\cosh(t/\tau)$. In principle, it is desirable to make the time scale τ as short as possible to mitigate decoherence. In practice, however, this time scale is limited by the bandwidths of the transfer resonators and the maximum of the second-order transition rate between

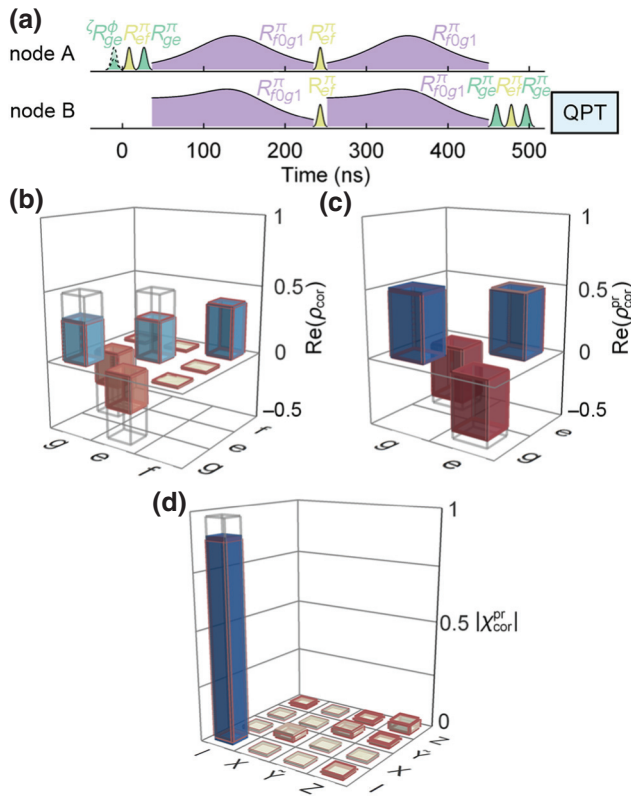


FIG. 2. (a) The pulse scheme used to characterize the time-bin encoding protocol for transferring qubit states between two distant nodes using quantum-process tomography (QPT). ζR_{ij}^ϕ labels a Gaussian derivative-removal-by-adiabatic-gate (DRAG) microwave pulse [54,55] for the transition between states i and j (specifically, the transmon transitions $|g\rangle \leftrightarrow |e\rangle$ and $|e\rangle \leftrightarrow |f\rangle$ and the transmon-resonator transition $|f0\rangle \leftrightarrow |g1\rangle$) of angle $\phi = \{\pi/2, \pi\}$ around the rotation axis $\zeta = \{x, y\}$. If no axis is specified, the pulses induce rotations around the x axis. (b) The real part of the qutrit density matrix ρ_{cor} for the input state $|-\rangle = (|g\rangle - |e\rangle)/\sqrt{2}$ after the state-transfer protocol, reconstructed correcting for measurement errors. The magnitude of each imaginary element of the density matrix is < 0.017 . (c) The projection of ρ_{cor} (b) onto the ge subspace $\rho_{\text{cor}}^{\text{pr}}$ performed numerically, which we use to reconstruct the process matrix $\chi_{\text{cor}}^{\text{pr}}$ [absolute value shown in (d)]. The colored bars show the measurement results and the gray wire frames the ideal density or process matrix, respectively. The results of numerical master-equation simulations are depicted as red wire frames.

the states $|f0\rangle$ and $|g1\rangle$ that can be reliably achieved with this protocol before off-resonant transitions degrade its performance. In our experiments, τ is limited by the transfer resonator line width of node A. Accordingly, we adjust the drive-pulse shape at node B to match the effective photon bandwidth [21] [Fig. 2(a)].

We perform qutrit single-shot readout instead of the binary measurement at transmon B to characterize the quantum-state transfer with process tomography. For that purpose, we initialize both transmon qubits in their ground states [56,57] and subsequently prepare the qubit at

node A in one of the six mutually unbiased qubit basis states $|\psi_{\text{in}}\rangle = \{|g\rangle, |e\rangle, |\pm\rangle\} = (|g\rangle \pm |e\rangle)/\sqrt{2}$, and $|\pm i\rangle = (|g\rangle \pm i|e\rangle)/\sqrt{2}$ [58] [Fig. 2(a)]. We then run the time-bin encoding and reabsorption protocol, as described above [Fig. 1] and implement quantum-state tomography at node B for all six input states. Directly after the tomography pulses, we read out the $|g\rangle$, $|e\rangle$, and $|f\rangle$ states of transmon B with single-shot readout, making use of a Josephson parametric amplifier (JPA) [59] installed in the output line. For readout characterization, we extract the probabilities of correct assignment of states $|g\rangle$, $|e\rangle$, and $|f\rangle$ for transmon B of $P_{g|g} = P(g|g) = 98.5\%$, $P_{e|e} = 92.3\%$, and $P_{f|f} = 86.4\%$ (see Appendix C). Based on these single-shot measurements, we postselect experimental runs in which transmon B is not measured in the $|f\rangle$ state, keeping on average $P_{\text{suc}}^{\text{st}} = 64.6\%$ of the data, and transferring qubit states at a rate $\Gamma_{\text{st}}/2\pi = P_{\text{suc}}^{\text{st}}\Gamma_{\text{exp}}/2\pi \approx 32.3$ kHz at a repetition rate of $\Gamma_{\text{exp}} = 50$ kHz of the experiment. Using the postselected data, we reconstruct the density matrices ρ_{ps} of the qubit output state at node B based solely on the single-shot readout results and obtain the process matrix χ_{ps} of the quantum-state transfer. We compute an averaged state fidelity of $F_s^{\text{ps}} = \text{avg}(\langle \psi_{\text{in}} | \rho_{\text{ps}} | \psi_{\text{in}} \rangle) = 88.2 \pm 0.2\%$ and a process fidelity of $F_p^{\text{ps}} = \text{tr}(\chi_{\text{ps}} \chi_{\text{ideal}}) = 82.3 \pm 0.2\%$ relative to the ideal input states $|\psi_{\text{in}}\rangle$ and the ideal identity process, respectively.

To illustrate the detection of photon loss using the time-bin encoding protocol, we reconstruct all six qutrit density matrices ρ_{cor} of the output state at node B using the same data set and correcting for measurement errors in the qutrit subspace [21,60] (see Appendix C for details). These qutrit density matrices have a significant average population of level $|f\rangle$ of 39.1% [Fig. 2(b)], indicating the detection of errors that occur by the end of the time-bin encoding protocol, which is compatible with $1 - P_{\text{suc}}^{\text{st}}$ of the postselected analysis. Next, we project these density matrices numerically onto the qubit ge subspace $\rho_{\text{cor}}^{\text{pr}}$ [Fig. 2(c)], corresponding to unit-fidelity state measurement and reconstruct the process matrix $\chi_{\text{cor}}^{\text{pr}}$ of the quantum-state transfer [Fig. 2(d)]. In this way, we find an average state fidelity of $F_s^{\text{cor}} = \text{avg}(\langle \psi_{\text{in}} | \rho_{\text{cor}}^{\text{pr}} | \psi_{\text{in}} \rangle) = 93.5 \pm 0.1\%$ and a process fidelity of $F_p^{\text{cor}} = \text{tr}(\chi_{\text{cor}}^{\text{pr}} \chi_{\text{ideal}}) = 90.3 \pm 0.2\%$ as an upper bound considering unit-fidelity readout. This analysis allows us to compare the time-bin encoding protocol directly to the fully deterministic scheme without error mitigation, implemented in a similar setup [21], in which we obtain $F_p^{\text{det}} \approx 80\%$. This comparison clearly shows the advantage of time-bin encoding to reduce the effect of photon loss, when assuming perfect readout. In addition, we demonstrate with the postselected experiments that $F_p^{\text{ps}} > F_p^{\text{det}}$ with our current readout fidelities. Such direct comparison of fidelities, however, should be done with caution, because it depends on the loss of the quantum channel. We expect the fidelity of the deterministic protocol to decrease linearly with loss, while the fidelity

of the time-bin encoding protocol remains constant, with a linear decrease of its probability of success. The time-bin encoding protocol thus complements deterministic protocols to perform heralded quantum communication in direct quantum channels.

In addition, we analyze the sources of infidelity by performing numerical master-equation simulations (MES) of the time-bin encoding protocol, which we compare to the measurement-error-corrected density and process matrices. We find excellent agreement with the experimental results, indicated by a small trace distance $\text{tr}|\chi_{\text{cor}}^{\text{pr}} - \chi_{\text{sim}}^{\text{pr}}|/2 = 0.03$, which is ideally 0 for identical matrices and 1 for orthogonal ones. The MES results indicate that approximately 5.5% of the infidelity can be attributed to $|f\rangle \rightarrow |e\rangle$ and $|e\rangle \rightarrow |g\rangle$ relaxation at both transmons during the protocol. Pure qutrit dephasing causes the remaining infidelity.

B. Remote entanglement

In addition to a direct quantum-state transfer, the generation of entanglement between distant nodes is a key task of quantum communication. Here, we use a simple modification of the state-transfer protocol to perform this task [Fig. 3(a)]. Both transmon-resonator systems are first initialized in their ground states. The first two pulses of the remote-entanglement protocol prepare transmon A in an equal-superposition state $1/\sqrt{2}(|e\rangle + |f\rangle)$, followed by a pulse sequence that entangles the transmon state $|g\rangle$ and $|e\rangle$ with the time-bin qubit and maps the state of the time-bin qubit to transmon B. We summarize this process as follows:

$$\begin{aligned} & \frac{1}{\sqrt{2}}(|e\rangle_A + |f\rangle_A) \otimes |g\rangle_B \\ & \rightarrow \frac{1}{\sqrt{2}}(|g\rangle_A \otimes |1_a\rangle + |e\rangle_A \otimes |1_b\rangle) \otimes |g\rangle_B \\ & \rightarrow \frac{1}{\sqrt{2}}(|g\rangle_A \otimes |e\rangle_B + |e\rangle_A \otimes |g\rangle_B). \end{aligned}$$

In the event of an error, transmon B ends up in state $|f\rangle_B$.

We perform postselected experiments of the entanglement-generation protocol by selecting only experimental runs in which neither qutrit is measured in the $|f\rangle$ state using individual single-shot readout on both transmons. Under this condition, we retain $P_{\text{suc}}^{\text{ent}} \approx 61.5\%$ of the data and obtain a Bell-state fidelity of $F_s^{\text{ps}} = \langle \psi^+ | \rho_{\text{ps}} | \psi^+ \rangle = 82.3 \pm 0.4\%$ compared to an ideal Bell state $|\psi^+\rangle = (|g_A, e_B\rangle + |e_A, g_B\rangle)/\sqrt{2}$. In these postselected experiments, we generate entangled states at a rate of $\Gamma_{\text{ent}}/2\pi = P_{\text{suc}}^{\text{ent}}\Gamma_{\text{exp}}/2\pi \approx 30.8$ kHz. To benchmark this entanglement protocol, we use full two-qutrit quantum state tomography (QST) of the transmons, in which we correct for measurement errors with the same data set. The reconstructed density matrix, shown in Fig. 3(b),

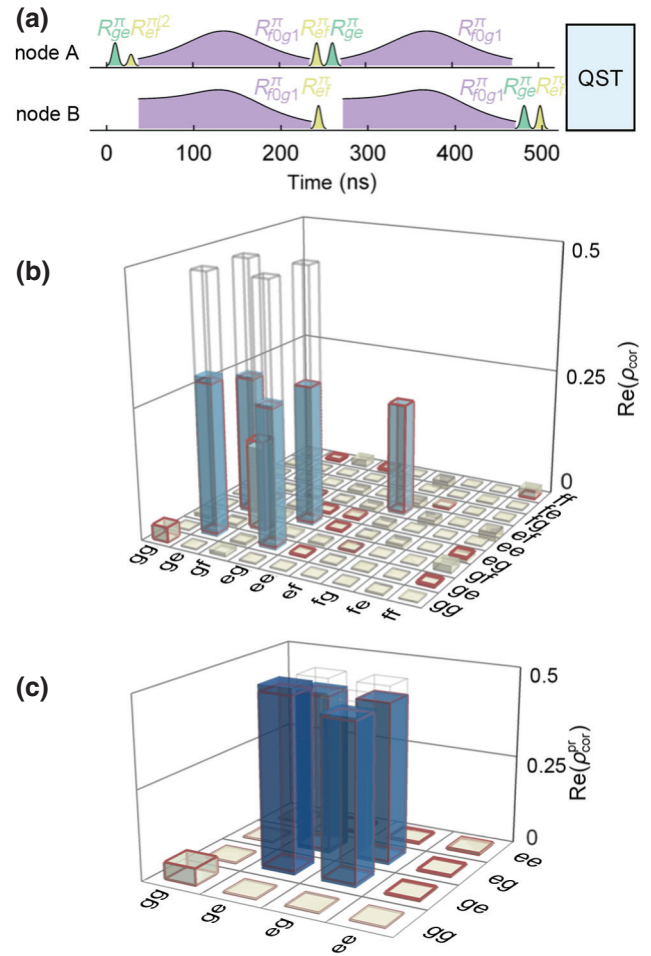


FIG. 3. (a) The pulse scheme for generating remote entanglement between nodes A and B (see text for details). (b) The real part of the two-qutrit density matrix ρ_{cor} , reconstructed after execution of the time-bin remote-entanglement protocol using measurement-error correction. The colored bars indicate the measurement results, the ideal expectation values for the Bell state $|\psi^+\rangle = (|g_A, e_B\rangle + |e_A, g_B\rangle)/\sqrt{2}$ are shown as gray wire frames, and the results of a master-equation simulation are shown as red wire frames. The magnitude of the imaginary part of each element of the density matrix is < 0.024 . (c) The numerical projection of the ρ_{cor} onto the ge subspace to obtain the two-qubit density matrix $\rho_{\text{cor}}^{\text{pr}}$, which is in excellent agreement with our MES (trace distance of 0.028).

displays high populations of the $|g_A, f_B\rangle$ and $|e_A, f_B\rangle$ states, $P_{gf} = 16.0\%$ and $P_{ef} = 21.4\%$, and a small population of $|f_A, g_B\rangle$, $|f_A, e_B\rangle$, and $|f_A, f_B\rangle$, $\sum_{i=\{g,e,f\}} P_{fi} = 2.7\%$, which indicates that photon loss is a significant source of error. We project onto the ge qubit subspace numerically and obtain a two-qubit density matrix [Fig. 3(c)], showing a fidelity of $F_s^{\text{cor}} = \langle \psi^+ | \rho_{\text{cor}}^{\text{pr}} | \psi^+ \rangle = 92.4 \pm 0.4\%$. F_s^{cor} is the fidelity that we obtain with an ideal unit-fidelity qubit readout. For finite fidelity in distinguishing between the pair of states $|g\rangle$ and $|e\rangle$ and the state $|f\rangle$ (Appendix C), we expect a false positive heralding of the entanglement protocol to

occur with a probability of approximately 5% and, thus, an overall state fidelity of approximately 87%. A comparison of these results to the fully deterministic case, $F_s^{\text{det}} \approx 79\%$ [21], shows the potential of the proposed time-bin encoding protocol to generate remote entanglement independent of photon loss.

Using a MES, we attribute approximately 6.5% of the infidelity to qutrit energy relaxation and the rest to qutrit dephasing. As detailed in Appendix A, we perform a MES based on quantum trajectories and find that 64% of all decay events during the time-bin encoding protocol are detected. However, due to the additional time needed for performing the time-bin encoding protocol relative to the direct Fock-state encoding, this protocol is affected more by pure qutrit dephasing.

IV. CONCLUSION

In conclusion, we experimentally demonstrate a method for transferring a qubit state between a three-level superconducting quantum circuit and a time-bin superposition of a single propagating microwave photon. This type of encoding lends itself naturally to quantum-communication protocols that allow detection of photon loss in a direct channel while maintaining a high communication rate. In our experiment, we observe that the described protocol significantly improves the fidelity of transmitted quantum states and distributed Bell states between two distant transmon qubits when the outcomes are postselected on successful transmission of a photon. We also observe and analyze the potential of the time-bin encoding protocol to detect errors due to energy relaxation of the qutrits during the protocol. The demonstrated quantum-state transfer rate Γ_{st} and entanglement generation rate Γ_{ent} are limited by the experimental repetition rate Γ_{exp} . In future experiments, Γ_{exp} can be increased toward the inverse of the protocol duration and the loss of the quantum channel can be decreased by using lower-loss cables [24] and isolators, to increase Γ_{st} and Γ_{ent} .

ACKNOWLEDGMENTS

This work was supported by the European Research Council (ERC) through the ‘‘Superconducting Quantum Networks’’ (SuperQuNet) project, by the National Centre of Competence in Research ‘‘Quantum Science and Technology’’ (NCCR QSIT) a research instrument of the Swiss National Science Foundation (SNSF), by Baugarten Stiftung, by the ETH Zurich Foundation, by ETH Zurich, by the Natural Sciences and Engineering Research Council (NSERC), the Canada First Research Excellence Fund, and by the Vanier Canada Graduate Scholarships. M.P. was supported by the Early Postdoc Mobility Fellowship of the Swiss National Science Foundation (SNSF) and by the National Science Foundation (NSF) through Grant No. ECCS-1708734.

The time-bin encoding protocol was developed by M.P. and P.K. The experimental implementation was designed by P.K., P.M., T.W., and M.P. The samples were fabricated by J.-C.B., T.W., and S.G. The experiments were performed by P.K. The data were analyzed and interpreted by P.K., M.P., B.R., A.B., and A.W. The FPGA firmware and experiment automation was implemented by J.H., Y.S., A.A., S.S., P.M., and P.K. The master-equation simulations were performed by B.R., P.K., and M.P. The manuscript was written by M.P., P.K., B.R., A.B., and A.W. All authors commented on the manuscript. P.K. and M.P. contributed equally to this work. The project was led by A.W.

APPENDIX A: STOCHASTIC MASTER-EQUATION SIMULATIONS

In order to investigate the robustness of the time-bin encoding protocol with respect to qutrit energy relaxation, we numerically study a fictitious experiment with the same device parameters, in which we monitor quantum jumps from $|f\rangle \rightarrow |e\rangle$ and from $|e\rangle \rightarrow |g\rangle$ on qutrits A and B,

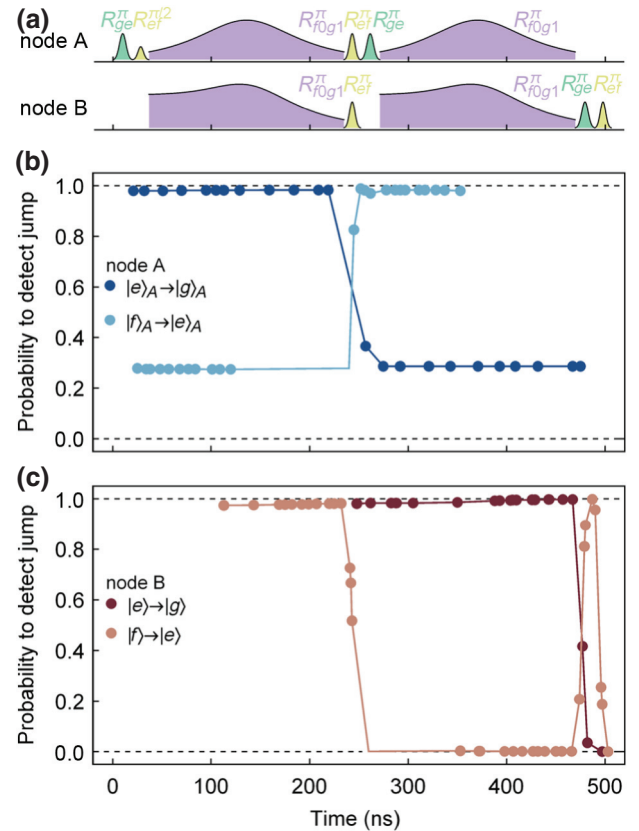


FIG. 4. (a) The pulse scheme for generating remote entanglement between nodes A and B. The probability that a quantum jump from $|f\rangle \rightarrow |e\rangle$ or $|e\rangle \rightarrow |g\rangle$ of the qutrit at node A (b) or node B (c) is detected during the time-bin remote-entanglement protocol. The data are based on 2000 stochastic trajectories of a numerical master-equation simulation (see Appendix A for details).

conditioning the system state on the measurement record. We perform $N_{\text{traj}} = 2000$ trajectories [61] and, for each realization for which a jump occurs, compute the probability that the error is detected at the end of the time-bin protocol. Figures 4(b) and 4(c) show this heralding probability as a function of the time at which the jump occurs for the four energy-relaxation processes, $|f\rangle_n \rightarrow |e\rangle_n$ and $|e\rangle_n \rightarrow |g\rangle_n$, $n = \{A, B\}$. For some decay events, qutrit B ends in the $|f\rangle$ state and, consequently, the time-bin encoding protocol partially allows to address qutrit relaxation using heralding.

For simplicity, Figs. 4(b) and 4(c) only show the cases in which a single decay event occurs. Summing over all trajectories where one or more jumps are present, we can estimate the probability of an undetected decay event:

$$P_{\text{undet}} = \frac{1}{N_{\text{traj}}} \sum_{\text{jump}} (1 - \text{Tr} [|f\rangle\langle f|_B \rho_{\text{jump}}(t_f)]),$$

where $\rho_{\text{jump}}(t_f)$ is the state at the end of the protocol for a trajectory in which a jump occurs. For the entanglement-generation protocol and the parameters of this experiment, we find that the probability of an undetected decay event is $P_{\text{undet}} = 5.5\%$, which corresponds to $P_{\text{undet}}/P_{\text{jump}} = 35.7\%$ of the trajectories where a jump occurs. Three types of decay events contribute the most to P_{undet} , as shown in Figs. 4(b) and 4(c). At node A, $|f\rangle_A \rightarrow |e\rangle_A$ jumps (light blue points) in the first time bin are generally not detected, since this results in a photon being emitted in the second time bin, with qutrit B ending in $|e\rangle$. However, if there is also a photon-loss event in the communication channel in the second time bin, then qutrit B ends in $|f\rangle$ and the combination of the two errors is detected. When the communication channel is perfect, this type of decay event is not detected. Second, $|e\rangle_A \rightarrow |g\rangle_A$ jumps (dark blue points) in the second time bin are generally not detected. There are

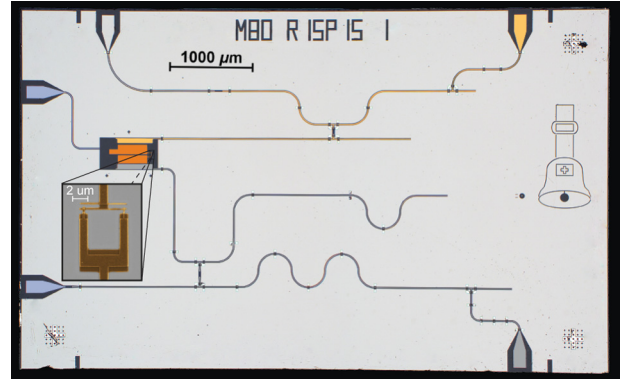


FIG. 5. A false-color micrograph of a sample of the same design as used for node A. The circuit elements are color coded as in Fig. 1(c). The inset shows a scanning electron micrograph of the asymmetric superconducting quantum-interference device (SQUID) with a ratio of 5:1 between the areas of the Josephson junctions used in the transmon (modified from Ref. [21]).

two ways in which they can occur. If there are no other errors in the protocol, then qutrit B ends in $|g\rangle$ and the error is not detected. However, a $|e\rangle_A \rightarrow |g\rangle_A$ jump can also occur if there is a photon-loss event in the first time bin. In that situation, qutrit B ends $|f\rangle$ and the error is detected. At node B, $|f\rangle_B \rightarrow |e\rangle_B$ jumps (beige points) in the second time bin are not detected, since qutrit B ends in $|g\rangle$.

In contrast to energy relaxation, pure dephasing does not lead to direct changes in qutrit populations. Consequently, the time-bin encoding does not allow us to mitigate phase errors by heralding.

APPENDIX B: SAMPLE AND SETUP

The samples and setup are identical to those used in Ref. [21]. A micrograph of one of the two used samples is shown in Fig. 5. The only difference stems from

TABLE I. The device parameters for nodes A and B.

Quantity, symbol (unit)	Node A	Node B
Readout resonator frequency, ν_R (GHz)	4.788	4.780
Readout Purcell-filter frequency, ν_{RPf} (GHz)	4.778	4.780
Readout resonator bandwidth, $\kappa_R/2\pi$ (MHz)	12.6	27.1
Readout circuit dispersive shift, $\chi_R/2\pi$ (MHz)	5.8	11.6
Transfer resonator frequency, ν_T (GHz)	8.400	8.400
Transfer Purcell-filter frequency, ν_{TPf} (GHz)	8.426	8.415
Transfer resonator bandwidth, $\kappa_T/2\pi$ (MHz)	7.4	12.6
Transfer circuit dispersive shift, $\chi_T/2\pi$ (MHz)	6.3	4.7
Qubit transition frequency, ν_{ge} (GHz)	6.343	6.098
Transmon anharmonicity, α (MHz)	-265	-306
$ f0\rangle \leftrightarrow g1\rangle$ transition frequency, ν_{f0g1} (GHz)	4.021	3.490
$ f0\rangle \leftrightarrow g1\rangle$ maximum effective coupling, $\tilde{g}_m/2\pi$ (MHz)	5.4	5.6
Energy-relaxation time on ge , T_{1ge} (μ s)	5.0 ± 0.4	4.5 ± 0.2
Energy-relaxation time on ef , T_{1ef} (μ s)	2.3 ± 0.4	1.6 ± 0.1
Coherence time on ge , T_{2ge}^R (μ s)	7.7 ± 0.5	5.7 ± 0.2
Coherence time on ef , T_{2ef}^R (μ s)	3.2 ± 1.3	2.3 ± 0.7

an exchange of a cryogenic coaxial circulator (Raditek RADC-8-12-Cryo) in the connection between the two samples with a rectangular waveguide isolator (RADI-8.3-8.4-Cryo-WR90), which affects the bandwidth of the transfer resonators due to its different impedance. The device parameters are summarized in Table I. Comparing the experimental data to the results of numerical master-equation simulations, we estimate a total loss of approximately 28% between the two nodes. We attribute approximately 5% of the total loss to the two printed circuit boards including connectors, 4% to the two coaxial cables, each of length 0.4 m [24], and the remaining 19% to the insertion loss of the isolator. Note that the insertion loss of the isolator is significantly higher than specified by the manufacturer (4.5%), which we assume to be related to the fact that our transfer resonator frequencies are at the edge of the recommended frequency band.

APPENDIX C: QUTRIT SINGLE-SHOT READOUT AND POPULATION EXTRACTION

We estimate the measurement assignment probabilities $P_{s'|s} = P(s'|s)$ by first assigning each trace prepared in state $|s\rangle$ to state s' obtained from a single-shot measurement and then normalize the recorded counts. We summarize those normalized counts in a vector N_B^i for each measured trace i . To obtain the assignment probabilities matrices $R_A = P_A(s'_A|s_A) = (N_A^{i(g)}, N_A^{i(e)}, N_A^{i(f)})$ and $R_B = P_B(s'_B|s_B)$ for transmons A and B, respectively, we reset both transmons to their ground state, prepare them in either $|g\rangle$ and $|e\rangle$ or $|f\rangle$ individually using DRAG microwave pulses, and perform single-shot readout, for which we optimize the readout power and integration time [62] to minimize the sum of all measurement misidentifications (the off-diagonal elements of R) [21]. For the single-shot readout, we use Josephson parametric amplifiers (JPAs) with gains of 21 dB and 24 dB and bandwidths of 20 MHz and

28 MHz. We obtain the assignment probabilities matrix

$$R_A = \begin{array}{c|ccc} & |g\rangle & |e\rangle & |f\rangle \\ \hline g & 97.8 & 2.7 & 2.9 \\ e & 0.7 & 93.8 & 3.7 \\ f & 1.5 & 3.5 & 93.4 \end{array}$$

for transmon A, for a readout time of $t_r^A = 96$ ns and a state-dependent number of photons in the readout resonator n_r^A of 0.5 to 2. For transmon B, we compute

$$R_B = \begin{array}{c|ccc} & |g\rangle & |e\rangle & |f\rangle \\ \hline g & 98.5 & 3.8 & 1.1 \\ e & 0.9 & 92.3 & 12.5 \\ f & 0.6 & 3.9 & 86.4 \end{array}$$

for $t_r^B = 216$ ns and n_r^B between 0.2 and 0.5, used for characterizing the quantum-state transfer protocol.

For two-qutrit states, the assignment probability matrix $R_{AB} = P_{AB}(s'_A, s'_B|s_A, s_B) = R_A R_B$ can be calculated using the outer product of the installed single-qutrit assignment probabilities matrices.

In the postselected measurement analysis, we discard traces that are assigned to $s' = f$ in the single-shot measurement, keeping only the ge qubit subspace. We normalize the g , e counts and set the normalized counts equal to the populations of transmons in the qubit subspace. Based on these populations, we reconstruct the density matrices of the output states after the state-transfer or entanglement-generation protocol, using a maximum-likelihood approach [63].

To reconstruct the full single-qutrit (two-qutrit) density matrices, we invert the assignment probability matrix R_B^{-1} (R_{AB}^{-1}) and obtain the qutrit population for each measured trace $M_B^i = R_B^{-1} N_B^i$ (two-qutrit correlations $C_{AB} = R_{AB}^{-1} N_{AB}$). The application of R_B^{-1} (R_{AB}^{-1}) is an advantage, since we can prepare qutrit states with a higher fidelity than for performing qutrit readout [21] because of an efficient reset [56] and high-fidelity single-qutrit pulses.

TABLE II. The numerical values of the experimentally obtained density matrix elements of the two-transmon remote entangled state in a two-qutrit basis using the time-bin encoding. The real part of this density matrix is depicted as colored bars in Fig. 3(b).

10^{-3}	gg	ge	gf	eg	ee	ef	fg	fe	ff
gg	27	$-4i$	$7 - 7i$	$-1 - 11i$	0	$-i$	0	-3	$2 + 2i$
ge	$4i$	301	$-5 - 24i$	269	$4i$	$-3 + 7i$	$-2 - 6i$	-1	-1
gf	$7 + 7i$	$-5 + 24i$	160	$4 + 13i$	$-5 + 3i$	$-2 - i$	$1 - 2i$	$1 + 16i$	$14 - 4i$
eg	$-1 + 11i$	269	$4 - 13i$	268	$-1 - i$	$-3 + 8i$	$-7 - 10i$	$-i$	$-6 - 4i$
ee	0	$-4i$	$-5 - 3i$	$-1 + i$	3	$-8 + 11i$	$-3i$	0	1
ef	i	$-3 - 7i$	$-2 + i$	$-3 - 8i$	$-8 - 11i$	214	$-11 + 17i$	$1 - i$	$-16 - 7i$
fg	0	$-2 + 6i$	$1 + 2i$	$-7 + 10i$	$3i$	$-11 - 17i$	6	$-1 + i$	$1 + i$
fe	-3	-1	$1 - 16i$	i	0	$1 + i$	$-1 - i$	3	0
ff	$2 - 2i$	-1	$14 + 4i$	$-6 + 4i$	1	$-16 + 7i$	$1 - i$	0	18

TABLE III. The numerical values of the experimentally obtained process-matrix elements of the qubit state transfer using the time-bin encoding protocol. The absolute value of this process matrix is depicted in Fig. 2(d) as colored bars.

	I	X	\tilde{Y}	Z
I	0.903	$-0.003 - 0.002i$	-0.004	$0.007 + 0.005i$
X	$-0.003 + 0.002i$	0.033	-0.007	0.001
\tilde{Y}	-0.004	-0.007	0.027	$-0.003 + 0.002i$
Z	$0.007 - 0.005i$	0.001	$-0.003 - 0.002i$	0.037

APPENDIX D: MEASUREMENT DATA

The measurement results of the quantum-process tomography used to characterize the state-transfer protocol and of the two-qutrit density matrix after the remote-entanglement protocol are shown in Tables II and III.

- [1] J. I. Cirac, P. Zoller, H. J. Kimble, and H. Mabuchi, Quantum State Transfer and Entanglement Distribution among Distant Nodes in a Quantum Network, *Phys. Rev. Lett.* **78**, 3221 (1997).
- [2] L. Jiang, J. M. Taylor, A. S. Sørensen, and M. D. Lukin, Distributed quantum computation based on small quantum registers, *Phys. Rev. A* **76**, 062323 (2007).
- [3] H. J. Kimble, The quantum internet, *Nature* **453**, 1023 (2008).
- [4] T. E. Northup and R. Blatt, Quantum information transfer using photons, *Nat Photon* **8**, 356 (2014).
- [5] A. Kuhn, M. Hennrich, and G. Rempe, Deterministic Single-Photon Source for Distributed Quantum Networking, *Phys. Rev. Lett.* **89**, 067901 (2002).
- [6] M. Keller, B. Lange, K. Hayasaka, W. Lange, and H. Walther, Continuous generation of single photons with controlled waveform in an ion-trap cavity system, *Nature* **431**, 1075 (2004).
- [7] Yi Yin, Yu Chen, Daniel Sank, P. J. J. O'Malley, T. C. White, R. Barends, J. Kelly, Erik Lucero, Matteo Mariantoni, A. Megrant, C. Neill, A. Vainsencher, J. Wenner, Alexander N. Korotkov, A. N. Cleland, and John M. Martinis, Catch and Release of Microwave Photon States, *Phys. Rev. Lett.* **110**, 107001 (2013).
- [8] M. Pierre, I. Svensson, S. R. Sathyamoorthy, G. Johansson, and P. Delsing, Storage and on-demand release of microwaves using superconducting resonators with tunable coupling, *Appl. Phys. Lett.* **104**, 232604 (2014).
- [9] Srikanth J. Srinivasan, Neereja M. Sundaresan, Darius Sadri, Yanbing Liu, Jay M. Gambetta, Terri Yu, S. M. Girvin, and Andrew A. Houck, Time-reversal symmetrization of spontaneous emission for quantum state transfer, *Phys. Rev. A* **89**, 033857 (2014).
- [10] M. Pechal, L. Huthmacher, C. Eichler, S. Zeytinoğlu, A. A. Abdumalikov Jr., S. Berger, A. Wallraff, and S. Filipp, Microwave-Controlled Generation of Shaped Single Photons in Circuit Quantum Electrodynamics, *Phys. Rev. X* **4**, 041010 (2014).
- [11] J. Wenner, Yi Yin, Yu Chen, R. Barends, B. Chiaro, E. Jeffrey, J. Kelly, A. Megrant, J. Y. Mutus, C. Neill, P. J. J. O'Malley, P. Roushan, D. Sank, A. Vainsencher, T. C. White, Alexander N. Korotkov, A. N. Cleland, and John M. Martinis, Catching Time-Reversed Microwave Coherent State Photons with 99.4% Absorption Efficiency, *Phys. Rev. Lett.* **112**, 210501 (2014).
- [12] C. W. Chou, H. de Riedmatten, D. Felinto, S. V. Polyakov, S. J. van Enk, and H. J. Kimble, Measurement-induced entanglement for excitation stored in remote atomic ensembles, *Nature* **438**, 828 (2005).
- [13] D. L. Moehring, P. Maunz, S. Olmschenk, K. C. Younge, D. N. Matsukevich, L. M. Duan, and C. Monroe, Entanglement of single-atom quantum bits at a distance, *Nature* **449**, 68 (2007).
- [14] X.-S. Ma, T. Herbst, T. Scheidl, D. Wang, S. Kropatschek, W. Naylor, B. Wittmann, A. Mech, J. Kofler, E. Anisimova, V. Makarov, T. Jennewein, R. Ursin, and A. Zeilinger, Quantum teleportation over 143 kilometres using active feed-forward, *Nature* **489**, 269 (2012).
- [15] S. Ritter, C. Nolleke, C. Hahn, A. Reiserer, A. Neuzner, M. Uphoff, M. Mücke, E. Figueroa, J. Bochmann, and G. Rempe, An elementary quantum network of single atoms in optical cavities, *Nature* **484**, 195 (2012).
- [16] N. Roch, M. E. Schwartz, F. Motzoi, C. Macklin, R. Vijay, A. W. Eddins, A. N. Korotkov, K. B. Whaley, M. Sarovar, and I. Siddiqi, Observation of Measurement-Induced Entanglement and Quantum Trajectories of Remote Superconducting Qubits, *Phys. Rev. Lett.* **112**, 170501 (2014).
- [17] B. Hensen, H. Bernien, A. E. Dreau, A. Reiserer, N. Kalb, M. S. Blok, J. Ruitenber, R. F. L. Vermeulen, R. N. Schouten, C. Abellan, W. Amaya, V. Pruneri, M. W. Mitchell, M. Markham, D. J. Twitchen, D. Elkouss, S. Wehner, T. H. Taminiau, and R. Hanson, Loophole-free Bell inequality violation using electron spins separated by 1.3 kilometres, *Nature* **526**, 682 (2015).
- [18] J. Yin *et al.*, Satellite-based entanglement distribution over 1200 kilometers, *Science* **356**, 1140 (2017).
- [19] A. Delteil, Z. Sun, S. Fält, and A. Imamoglu, Realization of a Cascaded Quantum System: Heralded Absorption of a Single Photon Qubit by a Single-Electron Charged Quantum Dot, *Phys. Rev. Lett.* **118**, 177401 (2017).
- [20] P. Campagne-Ibarcq, E. Zalys-Geller, A. Narla, S. Shankar, P. Reinhold, L. Burkhardt, C. Axline, W. Pfaff, L. Frunzio, R. J. Schoelkopf, and M. H. Devoret, Deterministic Remote Entanglement of Superconducting Circuits Through Microwave Two-Photon Transitions, *Phys. Rev. Lett.* **120**, 200501 (2018).

- [21] P. Kurpiers, P. Magnard, T. Walter, B. Royer, M. Pechal, J. Heinsoo, Y. Salathé, A. Akin, S. Storz, J.-C. Besse, S. Gasparinetti, A. Blais, and A. Wallraff, Deterministic quantum state transfer and remote entanglement using microwave photons, *Nature* **558**, 264 (2018).
- [22] C. Axline, L. Burkhardt, W. Pfaff, M. Zhang, K. Chou, P. Campagne-Ibarcq, P. Reinhold, L. Frunzio, S. M. Girvin, L. Jiang, M. H. Devoret, and R. J. Schoelkopf, On-demand quantum state transfer and entanglement between remote microwave cavity memories, *Nat. Phys.* **14**, 705 (2018).
- [23] G. P. Agrawal, *Fiber-Optic Communication Systems* (John Wiley & Sons, Hoboken, New Jersey, United States of America, 2011), 4th ed.
- [24] P. Kurpiers, T. Walter, P. Magnard, Y. Salathé, and A. Wallraff, Characterizing the attenuation of coaxial and rectangular microwave-frequency waveguides at cryogenic temperatures, *EPJ Quantum Technol.* **4**, 8 (2017).
- [25] H.-J. Briegel, W. Dür, J. I. Cirac, and P. Zoller, Quantum Repeaters: The Role of Imperfect Local Operations in Quantum Communication, *Phys. Rev. Lett.* **81**, 5932 (1998).
- [26] S. Muralidharan, L. Li, J. Kim, N. Lütkenhaus, M. D. Lukin, and L. Jiang, Optimal architectures for long distance quantum communication, *Sci. Rep.* **6**, 20463 (2016).
- [27] P. W. Shor, Scheme for reducing decoherence in quantum computer memory, *Phys. Rev. A* **52**, R2493 (1995).
- [28] S. L. Braunstein and H. J. Kimble, Teleportation of Continuous Quantum Variables, *Phys. Rev. Lett.* **80**, 869 (1998).
- [29] S. Lloyd and J.-J. E. Slotine, Analog Quantum Error Correction, *Phys. Rev. Lett.* **80**, 4088 (1998).
- [30] P. Maunz, S. Olmschenk, D. Hayes, D. N. Matsukevich, L.-M. Duan, and C. Monroe, Heralded Quantum Gate Between Remote Quantum Memories, *Phys. Rev. Lett.* **102**, 250502 (2009).
- [31] J. Hofmann, M. Krug, N. Ortegel, L. Gérard, M. Weber, W. Rosenfeld, and H. Weinfurter, Heralded entanglement between widely separated atoms, *Science* **337**, 72 (2012).
- [32] I. Usmani, C. Clausen, F. Bussières, N. Sangouard, M. Afzelius, and N. Gisin, Heralded quantum entanglement between two crystals, *Nat. Photonics* **6**, 234 (2012).
- [33] H. Bernien, B. Hensen, W. Pfaff, G. Koolstra, M. S. Blok, L. Robledo, T. H. Taminiau, M. Markham, D. J. Twitchen, L. Childress, and R. Hanson, Heralded entanglement between solid-state qubits separated by three metres, *Nature* **497**, 86 (2013).
- [34] P. C. Humphreys, N. Kalb, J. P. J. Morits, R. N. Schouten, R. F. L. Vermeulen, D. J. Twitchen, M. Markham, and R. Hanson, Deterministic delivery of remote entanglement on a quantum network, *Nature* **558**, 268 (2018).
- [35] K. Mattle, H. Weinfurter, P. G. Kwiat, and A. Zeilinger, Dense Coding in Experimental Quantum Communication, *Phys. Rev. Lett.* **76**, 4656 (1996).
- [36] N. A. Peters, J. T. Barreiro, M. E. Goggin, T.-C. Wei, and P. G. Kwiat, Remote State Preparation: Arbitrary Remote Control of Photon Polarization, *Phys. Rev. Lett.* **94**, 150502 (2005).
- [37] G. Molina-Terriza, J. P. Torres, and L. Torner, Twisted photons, *Nat. Phys.* **3**, 305 (2007).
- [38] A. M. Yao and M. J. Padgett, Orbital angular momentum: Origins, behavior and applications, *Adv. Opt. Photon.* **3**, 161 (2011).
- [39] J. M. Lukens and P. Lougovski, Frequency-encoded photonic qubits for scalable quantum information processing, *Optica* **4**, 8 (2017).
- [40] J. Brendel, N. Gisin, W. Tittel, and H. Zbinden, Pulsed Energy-Time Entangled Twin-Photon Source for Quantum Communication, *Phys. Rev. Lett.* **82**, 2594 (1999).
- [41] I. Marcikic, H. de Riedmatten, W. Tittel, H. Zbinden, M. Legré, and N. Gisin, Distribution of Time-Bin Entangled Qubits over 50 km of Optical Fiber, *Phys. Rev. Lett.* **93**, 180502 (2004).
- [42] B. Brecht, Dileep V. Reddy, C. Silberhorn, and M. G. Raymer, Photon Temporal Modes: A Complete Framework for Quantum Information Science, *Phys. Rev. X* **5**, 041017 (2015).
- [43] C. M. Lee and M. J. Hoban, Towards Device-Independent Information Processing on General Quantum Networks, *Phys. Rev. Lett.* **120**, 020504 (2018).
- [44] P. Kok, H. Lee, and J. P. Dowling, Creation of large-photon-number path entanglement conditioned on photodetection, *Phys. Rev. A* **65**, 052104 (2002).
- [45] J. C. F. Matthews, A. Politi, D. Bonneau, and J. L. O’Brien, Heralding Two-Photon and Four-Photon Path Entanglement on a Chip, *Phys. Rev. Lett.* **107**, 163602 (2011).
- [46] C. Dickel, J. J. Wesdorp, N. K. Langford, S. Peiter, R. Sagastizabal, A. Bruno, B. Criger, F. Motzoi, and L. DiCarlo, Chip-to-chip entanglement of transmon qubits using engineered measurement fields, *Phys. Rev. B* **97**, 064508 (2018).
- [47] A. Narla, S. Shankar, M. Hatridge, Z. Leghtas, K. M. Sliwa, E. Zalys-Geller, S. O. Mundhada, W. Pfaff, L. Frunzio, R. J. Schoelkopf, and M. H. Devoret, Robust Concurrent Remote Entanglement Between Two Superconducting Qubits, *Phys. Rev. X* **6**, 031036 (2016).
- [48] N. Leung, Y. Lu, S. Chakram, R. K. Naik, N. Earnest, R. Ma, K. Jacobs, A. N. Cleland, and D. I. Schuster, Deterministic bidirectional communication and remote entanglement generation between superconducting qubits, *Quantum Inf.* **5**, 18 (2019).
- [49] J. Koch, T. M. Yu, J. Gambetta, A. A. Houck, D. I. Schuster, J. Majer, A. Blais, M. H. Devoret, S. M. Girvin, and R. J. Schoelkopf, Charge-insensitive qubit design derived from the Cooper pair box, *Phys. Rev. A* **76**, 042319 (2007).
- [50] Y. Yan, Z. Lü, H. Zheng, and Y. Zhao, Exotic fluorescence spectrum of a superconducting qubit driven simultaneously by longitudinal and transversal fields, *Phys. Rev. A* **93**, 033812 (2016).
- [51] S. Zeytinoğlu, M. Pechal, S. Berger, A. A. Abdumalikov Jr., A. Wallraff, and S. Filipp, Microwave-induced amplitude- and phase-tunable qubit-resonator coupling in circuit quantum electrodynamics, *Phys. Rev. A* **91**, 043846 (2015).
- [52] G. de Lange, D. Riste, M. J. Tiggelman, C. Eichler, L. Tornberg, G. Johansson, A. Wallraff, R. N. Schouten, and L. DiCarlo, Reversing Quantum Trajectories with Analog Feedback, *Phys. Rev. Lett.* **112**, 080501 (2014).
- [53] M. Jerger, P. Macha, A. R. Hamann, Y. Reshitnyk, K. Juliusson, and A. Fedorov, Realization of a Binary-Outcome Projection Measurement of a Three-Level Superconducting Quantum System, *Phys. Rev. Appl.* **6**, 014014 (2016).

- [54] F. Motzoi, J. M. Gambetta, P. Rebentrost, and F. K. Wilhelm, Simple Pulses for Elimination of Leakage in Weakly Nonlinear Qubits, *Phys. Rev. Lett.* **103**, 110501 (2009).
- [55] J. M. Gambetta, A. A. Houck, and Alexandre Blais, Superconducting Qubit with Purcell Protection and Tunable Coupling, *Phys. Rev. Lett.* **106**, 030502 (2011).
- [56] P. Magnard, P. Kurpiers, B. Royer, T. Walter, J.-C. Besse, S. Gasparinetti, M. Pechal, J. Heinsoo, S. Storz, A. Blais, and A. Wallraff, Fast and Unconditional All-Microwave Reset of a Superconducting Qubit, *Phys. Rev. Lett.* **121**, 060502 (2018).
- [57] D. J. Egger, M. Werninghaus, M. Ganzhorn, G. Salis, A. Fuhrer, P. Müller, and S. Filipp, Pulsed Reset Protocol for Fixed-Frequency Superconducting Qubits, *Phys. Rev. Appl.* **10**, 044030 (2018).
- [58] S. J. van Enk, N. Lütkenhaus, and H. J. Kimble, Experimental procedures for entanglement verification, *Phys. Rev. A* **75**, 052318 (2007).
- [59] C. Eichler, Y. Salathe, J. Mlynek, S. Schmidt, and A. Wallraff, Quantum-Limited Amplification and Entanglement in Coupled Nonlinear Resonators, *Phys. Rev. Lett.* **113**, 110502 (2014).
- [60] M. Steffen, M. Ansmann, R. C. Bialczak, N. Katz, E. Lucero, R. McDermott, M. Neeley, E. M. Weig, A. N. Cleland, and J. M. Martinis, Measurement of the entanglement of two superconducting qubits via state tomography, *Science* **313**, 1423 (2006).
- [61] H. P. Breuer and F. Petruccione, *The Theory of Open Quantum Systems* (Oxford University Press, Oxford, England, United Kingdom, 2002).
- [62] T. Walter, P. Kurpiers, S. Gasparinetti, P. Magnard, A. Potočnik, Y. Salathé, M. Pechal, M. Mondal, M. Oppliger, C. Eichler, and A. Wallraff, Rapid, High-Fidelity, Single-Shot Dispersive Readout of Superconducting Qubits, *Phys. Rev. Appl.* **7**, 054020 (2017).
- [63] J. A. Smolin, J. M. Gambetta, and G. Smith, Efficient Method for Computing the Maximum-Likelihood Quantum State from Measurements with Additive Gaussian Noise, *Phys. Rev. Lett.* **108**, 070502 (2012).